

## **ANNO ACCADEMICO 2020-21: I ANNO – infermieri**

### **Inglese Scientifico**

**Christopher Berrie, PhD**

### **Course materials**

#### **Week I**

### **Course details**

The course is divided into three mixed parts:

#### **(i) Basic English grammar and vocabulary**

Articles (a/an/the/none)

Prepositions of time/place/position (in/at/on)

Prepositions: complex (of/for/about/with/etc.)

Pronouns/ possessive adjectives/ possessive pronouns (I/my/mine; etc.)

Sentence construction

Question words and question construction

Verb use (regular, irregular)

Verb tenses (present/simple past/perfect/future)

Days/ dates

Vocabulary (general)

Exercises for practice

#### **(ii) Nursing (hospital) English**

Emergency room (nursing) English

Nursing/ medical acronyms (abbreviations)

Form filling

Patient communication

Hospital-oriented vocabulary:

feeling ill/ family tree/ describing people/ nationalities

Filling in forms:

patient admission/ history/ observations/ medication/ prescriptions

Medical supplies and equipment

Pain scales

Nursing/ hospital vocabulary

Text exercises, plus listening

#### **(iii) Medical English**

External parts of the human body (male/female)

Internal systems of the human body:

Cardiovascular/ respiratory/ digestive/ secretory/ locomotion/ etc.

Internal organs of the human body:

Heart/ lungs/ stomach/ intestine/ liver/ kidneys/ pancreas/ etc.

Medical vocabulary

Comprehension texts and listening

## **Exam details**

The exam will be **written** or **oral** (depending on CoVID), as a mix of multiple choice and writing

The exam will be divided into **two separate sections**:

**(i) Basic English**

**(ii) Nursing/ medical English**

To pass the exam (idoneità), you need to pass **BOTH** sections

## **Course materials**

The course materials **TO BE USED** will be made available online **on each Friday BEFORE the coming week**:

PDF; CourseMaterialsNursesPackIcpb; PackII, III, etc.

This material will be followed as close as possible during the lessons:

**Monday (2 hours; 16:00-18:00)**

**Wednesday (1 hour; 18:00-19:00)**

This material can be printed or followed on computers/ tablets/ smart phones during the lessons, and will be shown on the screen during the lessons.

Extra material might be used in the lessons, some of the material might not be used in the lessons.

The course materials **USED** will be made available online **on each Friday AFTER the lessons**:

PDF; CourseMaterialsNursesWeekIcpb; WeekII, III, etc.

This material will include ALL of the material used in the lessons that week, **with all of the material completed, for revision purposes**.

The exams will be based on the materials contained in the PDF files of the materials USED:  
PDF; CourseMaterialsNursesWeekIcpb; WeekII, III, etc.

**ANNO ACCADEMICO 2020-21: I ANNO – infermieri**  
**Inglese Scientifico:**

**Articles I**

**Insert A or AN:**

1. AN eagle
2. AN arrow
3. AN ultra-violet ray
4. AN honest person
5. A UFO
6. AN unidentified flying object
7. AN easy question
8. AN X-ray
9. AN SOS
10. A university
11. AN umbrella
12. AN hour-glass
13. A UNESCO office
14. A TOEFL score
15. A black umbrella
16. A yellow car
17. AN ox
18. A uniform
19. A white umbrella
20. AN orange bag
21. AN igloo
22. AN orange sweater
23. AN ugly dress
24. This is Bob. He's A doctor.
25. Peter is AN engineer.
26. That's Oliver. He's A travel agent.
27. Leonardo di Caprio is AN actor.
28. Fred is AN electrician.
29. Mr. Smith is A teacher.
30. That's John. He's A police officer.

**Insert A, AN, THE or (nothing):**

1. This coat was designed by A famous New York artist.
2. Can you tell me how to get to A bank from here?
3. THE city museum is closed today.
4. He is one of THE smartest people I know.
5. I recommend you eat THE apple pie at this restaurant.
6. - milk is good for you.
7. Would you like to see A movie?
8. AN apple a day keeps THE doctor away.
9. I can't believe I failed - yesterday's test!
10. Do you have A dictionary that I can borrow?
11. There were many dogs in the park. One dog was A Dalmatian.
12. Pandas and - tigers are both endangered animals.
13. She is wearing A blue dress with red earrings
14. Hawaii is AN island in the Pacific Ocean.
15. Christmas comes once A year.
16. AN ant is AN insect.
17. The Nile is A river.
18. I went to the shop to get - bread.
19. He broke A glass when he was washing dishes.
20. It will rain today. You should take AN umbrella.

**ANNO ACCADEMICO 2020-21: I ANNO – infermieri**  
**Inglese Scientifico:**

**ARTICLES: Reference material**

**General Principles**

The indefinite article: **a, an**

1. With singular, countable nouns, when talking about them for the first time.
2. With professions.
3. With some expressions of quantity.

The definite article: **the**

1. With singular and plural, countable and uncountable nouns, when they have already been talked about.
2. With some Proper Nouns, such as the names of seas, rivers, hotels, pubs, theatres, museums and newspapers.
3. When there is only one of the thing being talked about, such as "the United States", "the moon".
4. With superlatives.

No article: (nothing)

1. With singular and plural, countable and uncountable nouns, when talking about things in general.
2. With some Proper Nouns, such as the names of countries, towns, streets, languages, magazines, airports, stations, mountains.
3. With some places and some forms of transport.
4. With meals.

**Points to remember:**

1. In English, **a** and **an** are different from *one (1)*. *One* is used when we want to be precise about the number, to emphasise the *one* (not two, or three...).
2. Parts of the body use possessive adjectives, not articles.
3. Sometimes a change in emphasis of the purpose of a place results in the use of an article.  
"I'm going to hospital". This suggests the hospital is being used for its normal function.  
"I'm going to **the** hospital". This emphasises the hospital as a place or a building.
4. Sometimes you have a choice to include **the** or to leave it out, depending on the emphasis of the speaker (talking generally or specifically).
5. Each noun or noun phrase only needs one article, so decide on the main noun, and the full noun phrase, to decide what article to put where if you are having a problem.
6. No article is needed with many, any, some, this, that, possessive adjectives and percentages.
7. Sometimes there appears to be no particular reason behind the choice of article/ no article. Often under these conditions either can be grammatically correct (although maybe 99% of English Mother tongues will make the same choice).

**ANNO ACCADEMICO 2020-21: I ANNO – infermieri**

**Inglese scientifico:**

**Prepositions: IN, ON, AT: Reference material**

<b>When/ where</b>	<b>Preposition</b>	<b>Example</b>
a defined area or volume	in (position)	a box a shop a park the water the sea the swimming pool my coffee a car
town/city/village country part of country continent a printed place	in (place)	Rome England the north of Italy Europe a newspaper a book a photograph
parts of the day months seasons years decades periods	<b>in (time)</b>	<b>the morning/afternoon/evening</b> <b>September</b> <b>the summer</b> <b>2009</b> <b>the 1960s</b> <b>the Middle Ages</b> <b>the 19<sup>th</sup> century</b>
where	on (position)	the table the floor the chair the beach
day date	<b>on (time)</b>	<b>Saturday</b> <b>Mondays</b> <b>New Year's Day</b> <b>15 March, 2013</b>
specific place	at (place)	home school work the office the airport the hotel the beach the bus stop a party a lesson a conference the top (of the page) the bottom (of the page)
specific time	<b>at (time)</b>	<b>12:30</b> <b>5:00 pm</b> <b>17:00 hours</b> <b>Noon/ midday</b> <b>midnight</b> <b>night</b> <b>the weekend</b> <b>meals</b>

**ANNO ACCADEMICO 2020-21: I ANNO – infermieri**  
**Inglese Scientifico:**

**Prepositions I**

**Use IN, ON or AT**

1. Diamond was born ON the 30th of July.
2. Diamond was born ON a Monday.
3. Lina's birthday will be IN a few months.
4. Do you like to shop AT/IN Lucky's Supermarket?
5. Ron was born IN the twentieth century.
6. I am IN bed by eleven o'clock IN the evening.
7. What day were you born ON?
8. We will go out to dinner ON Friday night.
9. Do you live IN Los Angeles?
10. I am up AT five o'clock IN the morning.
11. Did you grow up IN Mexico or California?
12. I put my big toe IN the pool first.
13. Diamond's birthday will be IN a week or two.
14. Your father is arriving IN Texas AT five o'clock IN the evening.
15. AT breakfast-time we do not eat salad.
16. I like to put make-up ON when I dress up.
17. ON what day were you born?
18. Her grandmother will arrive there AT half-past seven IN the morning.
19. I swim IN/AT the school pool.
20. My husband is ON his way home now.
21. IN what year were you born?
22. Lina was born IN 1954.
23. I don't jump IN the pool before testing the water temperature.
24. Your sister is arriving IN Texas AT seven o'clock IN the morning.
25. Put your big toe IN the water.
26. AT eight o'clock IN the morning, I am hard AT work.
27. Will you drop me AT my house on your way home?
28. By eleven o'clock IN the evening, I am IN bed.
29. We always put tomatoes IN the salad.
30. I swim IN the pool AT the university.
31. We sprinkle parsley ON the tomatoes.
32. Diamond was born AT 7:37 am.
33. I like to swim AT the beach, not just IN the pool.
34. We will stop AT the mall ON the way to my house.
35. What year were you born IN?
36. We eat cereal AT breakfast-time.
37. I am AT work by nine o'clock IN the morning.
38. Do your parents live IN Mexico?
39. The keys are ON the kitchen counter.
40. Lina was born ON a Wednesday.

**ANNO ACCADEMICO 2020-21: I ANNO – infermieri**  
**Inglese Scientifico:**

**Pronouns/ possessives**

<b>Personal pronouns</b>	<b>Possessive adjectives</b>	<b>Possessive pronouns</b>	<b>Reflexive pronouns</b>
<b>Singular</b>			
I / me	my	mine	myself
you	your	yours	yourself
he / she / it	his / her / its	his / hers / its	himself / herself / itself
<b>Plural</b>			
we / us	our	ours	ourselves
you	your	yours	yourselves
they / them	their	theirs	themselves

**Singular**

I have a car  
 This is my car  
 This car is mine  
 I bought this car for myself

You have a car  
 This is your car  
 This car is yours  
 You bought this car for yourself

He/ she has a car  
 This is his/ her car  
 This car is his/ hers  
 He/ she bought this car for himself/ herself

The house has a door:  
 It has a door  
 This is its door

**Plural**

We have a car  
 This is our car  
 This car is ours  
 We bought this car for ourselves

You have a car  
 This is your car  
 This car is yours  
 You bought this car for yourselves

They have a car  
 This is their car  
 This car is theirs  
 They bought this car for themselves

The houses have doors:  
 They have doors  
 These are their doors

**Complete the sentences with the correct possessive adjectives and possessive pronouns:**


- This book belongs to me.
- That ticket belongs to you.
- These shoes belong to him.
- These shirts belong to her.
- This collar is for the dog.
- This house belongs to us.
- These books belong to you.
- These cars belong to them.

- This is **MY** book.  
 That's **YOUR** ticket.  
 These are **HIS** shoes.  
 These are **HER** shorts.  
 This is **ITS** collar.  
 This is **OUR** house.  
 These are **YOUR** books.  
 These are **THEIR** cars.

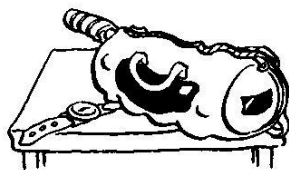
- It's **MINE**.  
 It's **YOURS**.  
 They're **HIS**.  
 They're **HERS**.  
 It's **THE DOG'S**.  
 It's **OURS**.  
 They're **YOURS**.  
 They're **THEIRS**.

**ANNO ACCADEMICO 2020-21: I ANNO – infermieri**  
**Inglese Scientifico:**


**Pronouns/ possessive adjectives (continued)**




me




you



him



us



them



her

**Use the correct possessive adjectives and possessive pronouns to complete these sentences from the pictures:**

1. Those are **HIS** keys.
2. That book is **HERS**.
3. These pens are **MINE**.
4. That's **THEIR** money.
5. This bike is **OURS**.
6. That ruler is **HERS**.
7. This is **OUR** car.
8. Those are **THEIR** sandwiches.
9. Is that bag **YOURS**?
10. Those photos are **HIS**.
11. This is **MY** camera.
12. Is this **YOUR** watch?

**Substitute the words in the brackets for the correct possessive pronouns:**

1. My car is faster than (your car). **YOURS**
2. Her house is bigger than (my house). **MINE**
3. Your watch is more expensive than (his watch) **HIS**
4. My exams are easier than (their exams). **THEIRS**
5. Their garden is more beautiful than (our garden). **OURS**
6. Your son is younger than (her son). **HERS**
7. My husband is taller than (your husband). **YOURS**
8. Her job is harder than (his job). **HIS**



**ANNO ACCADEMICO 2020-21: I ANNO – infermieri**  
**Inglese Scientifico:**

**Questions I**

**1. How often do you play tennis?**

- a. On Tuesday.
- b. For two hours.
- c. Almost every day.**
- d. With John.

**2. Where do you usually eat lunch?**

- a. Sandwich.
- b. With Jane.
- c. At 12:00.
- d. In the cafeteria.**

**3. How long did you study last night?**

- a. With Bob.
- b. In my room.
- c. English.
- d. For three hours.**

**4. What kind of novels do you like?**

- a. Yes, I do.
- b. I like spy novels.**
- c. The last novel I read was exciting.
- d. At the book shop.

**5. What kind of work do you do?**

- a. I work every day.
- b. I am a piano teacher.**
- c. I worked for two hours.
- d. My telephone does not work.

**6. How many hours a day do you watch TV?**

- a. About two hours.**
- b. In my living room.
- c. I watch the news.
- d. On Tuesday.

**7. What is your busiest day of the week?**

- a. In the morning.
- b. Every day.
- c. Tuesday.**
- d. Last week.

**8. My mother is a good cook.**

- a. I agree with you.**
- b. I agree you.
- c. I agree to you.
- d. I agree for you.

**9. What does "TV" mean?**

- a. For one hour.
- b. Yes.
- c. Television.**
- d. On Friday.

**10. How do you spell "dog"?**

- a. No.
- b. D-O-G.**
- c. A cat.
- d. I have a dog.

**11. What did you do yesterday?**

- a. I am swimming.
- b. I swim.
- c. I will swim.
- d. I swam.**

**12. What do you like to drink?**

- a. Coffee.**
- b. Saturday evening.
- c. Two.
- d. With my friends.

**13. What did you eat last night?**

- a. At six.
- b. Spaghetti.**
- c. With my family.
- d. At home.

**14. What are you doing?**

- a. I'm eating.**
- b. I ate.
- c. I will be eating.
- d. I have eaten.

**15. What will you do this afternoon?**

- a. I play soccer.
- b. I played soccer.
- c. I'll play soccer.**
- d. I was playing soccer.

**16. It seems to me that most restaurants are too expensive?**

- a. I don't think it.
- b. I don't think.
- c. I don't think so.**
- d. I thought it wasn't.

**17. Where's Mike?**

- a. At school.**
- b. At eight.
- c. For three hours.
- d. No, he isn't.

**18. Where do you do your homework?**

- a. In the evening.
- b. About one hour.
- c. Every day.
- d. At home.**

**19. When did you go to that restaurant?**

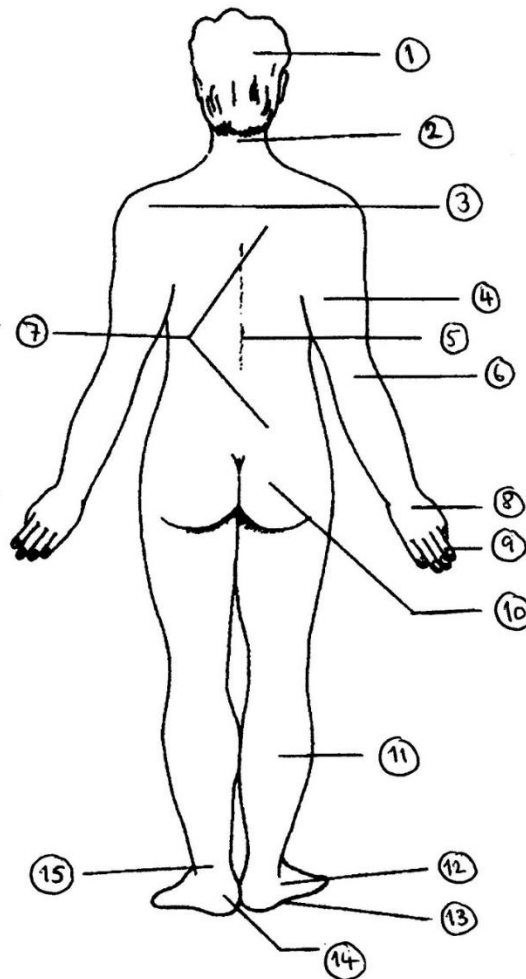
- a. Spaghetti.
- b. With Jane.
- c. Last night.**
- d. About 30 minutes.

**20. When did you take this picture?**

- a. A picture of Jane.
- b. Seven pictures.
- c. About four days ago.**
- d. With my camera.

**ANNO ACADEMICO 2020-21: I ANNO – infermieri**  
**Inglese Scientifico:**

**The male body** (back)



1. Head
2. Nape (of the neck)
3. Shoulder
4. Arm
5. Spine
6. Elbow
7. Back
8. Hand
9. Finger (fingernail)
10. Bottom (buttock)
11. Calf
12. Foot
13. Sole
14. Heel
15. Ankle

Complete the labels in the picture from the parts of the body listed below:

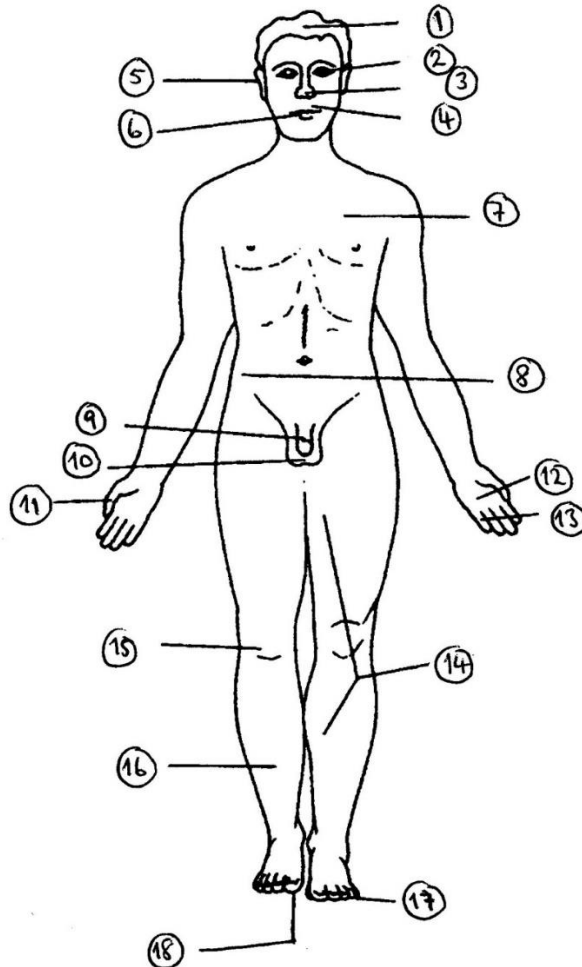
Ankle  
Arm  
Back  
Buttock  
Calf  
Elbow

Foot  
Hand  
Head  
Heel  
Nail  
Nape

Shoulders  
Sole  
Spine

**ANNO ACADEMICO 2020-21: I ANNO – infermieri**  
**Inglese Scientifico:**

**The male body (front)**



1. Hair
2. Eye
3. Nose
4. Lip
5. Ear
6. Mouth
7. Chest
8. Pelvis/ hip
9. Penis
10. Testicles
11. Thumb
12. Palm (of the hand)
13. Finger
14. Leg
15. Knee
16. Shin
17. Toes
18. Big toe

Complete the labels in the picture from the parts of the body listed below:

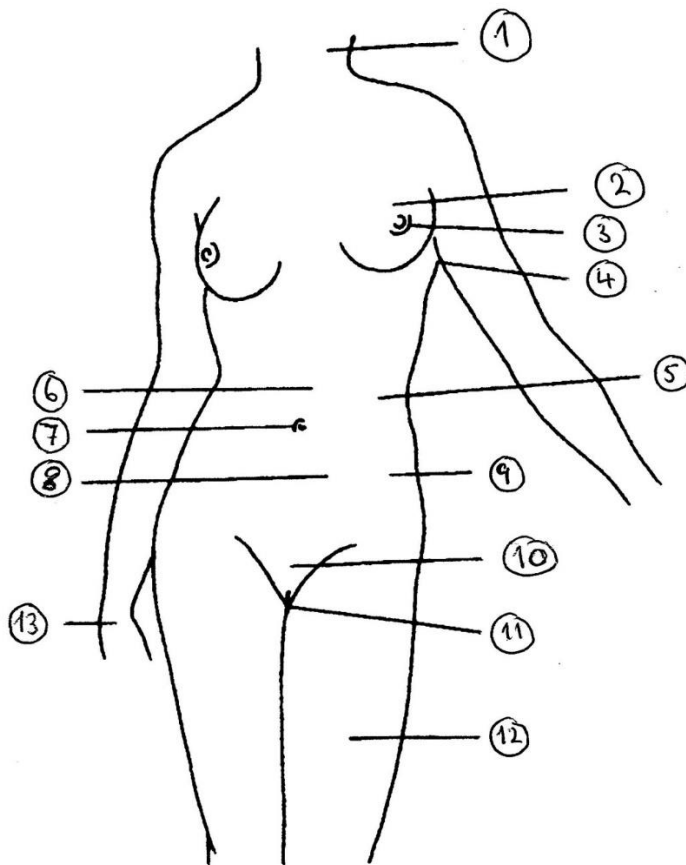
Big toe  
 Chest  
 Ear  
 Eye  
 Fingers  
 Hair

Knee  
 Leg  
 Lip  
 Mouth  
 Nose  
 Palm

Pelvis  
 Penis  
 Shin  
 Testicles  
 Thumb  
 Toes

**ANNO ACADEMICO 2020-21: I ANNO – infermieri**  
**Inglese Scientifico:**

**The female body** (front)



1. Neck
2. Breast
3. Nipple
4. Armpit
5. Waist
6. Stomach
7. Navel (belly button)
8. Belly
9. Hip
10. Groin
11. Vagina
12. Thigh
13. Wrist

Complete the labels in the picture from the parts of the body listed below:

Armpit  
Belly  
Breast  
Groin  
Hip

Navel  
Neck  
Nipple  
Stomach  
Thigh

Vagina  
Waist  
Wrist

**ANNO ACADEMICO 2020-21: I ANNO – infermieri**  
**Inglese Scientifico:**

**Revision**

The parts of the body (from outside):

**Adam's apple**  
**ankle**  
**arm**  
**armpit**  
**belly**  
**belly button**  
**big toe**  
**bottom**  
**breast**  
**buttock**  
**calf**  
**chest**  
**chin**  
**collar bone**  
**ear**  
**elbow**  
**eye**  
**eyebrow**  
**finger nail**  
**fingers**

**foot**  
**forearm**  
**forehead**  
**groin**  
**hair**  
**hand**  
**head**  
**hips**  
**heel**  
**knee**  
**larynx**  
**leg**  
**lips**  
**mouth**  
**nape (of the neck)**  
**navel**  
**neck**  
**nipple**  
**nose**  
**palm**

**penis**  
**shin**  
**shoulder**  
**sole**  
**spine**  
**stomach**  
**testicles**  
**thigh**  
**throat**  
**thumb**  
**toes**  
**tummy**  
**tummy button**  
**umbilical**  
**vagina**  
**waist**  
**wrist**